

HAND

HAND: MAKING

What makes me... me?

Using Drawing/ art and craft activities to explore the sense of self:

Our senses in our body are all connected to make us who we are.


We all use different senses to help us think.

We each have different senses that work well.

It's ok to be different.

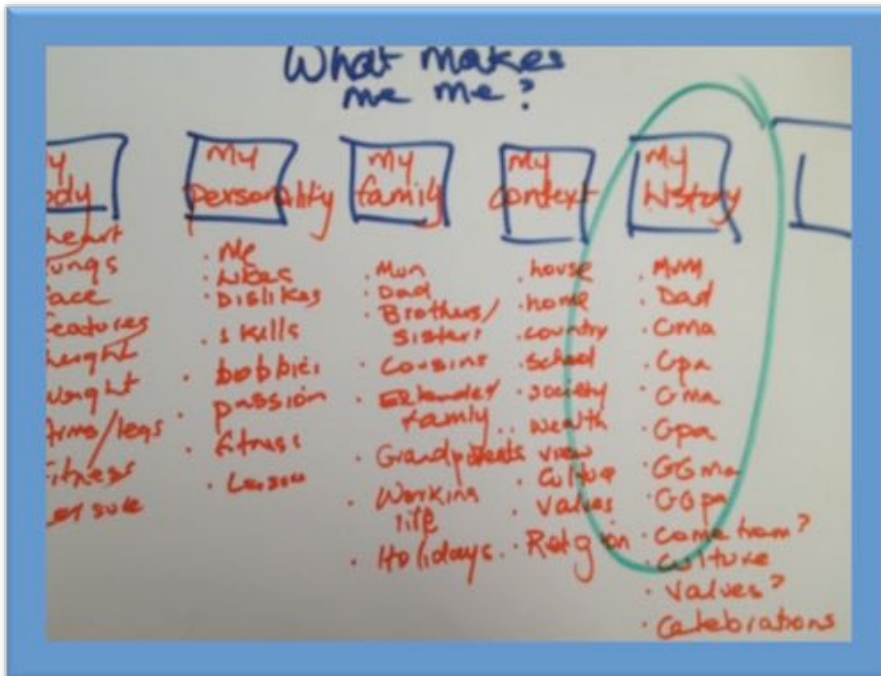
Everyone in the world is different.

These differences make us very strong and are part of our personal identity.



Mind map:

Structured overview:



- My body
- My personality
- My context
- My history
- My family
- More??

My body:


Exploring the senses through creating, drawing/ art/ craft and making

The beginning: 'Austin's butterfly' video: Watching and looking

1. Hands: Touching: Experiencing the sense of touch through hands

A. Introduction: Soft/hard/squishy/flexible/ sensitive /vibrations/feeling/signing games:

What have we got? What messages do our hands give us?



B. Draw hand in black pen. Design patterns inside handprint



C. Divide page into 9 sections:

Draw hands in different pose in each with oil pastels/ crayons.

Does each pose hold different meaning?



D: What about emojis?

Why are they so effective? Create some emoji hand sign patterns on a page:



E. How about silent drawing 'conversations', where one person draws something (anything) and their partner responds with a drawing on the same page that either connects or relates in some way.... and so on until they have nothing else to 'say'?

2. Eyes: Seeing through our eyes: Experiencing the visual world

A. Drawing eyes. Repeated eye image in frames: patterns



Making photo frames for eye drawings, then:

Drawing eyes : open, closed surprised, delighted, sad, etc.,



B. Divide a drawing page into 3 sections: Look outside.



Eyes looking up:

Eyes looking down:

Eyes looking at the horizon:

Draw: ground view / horizon view then high up in sky:

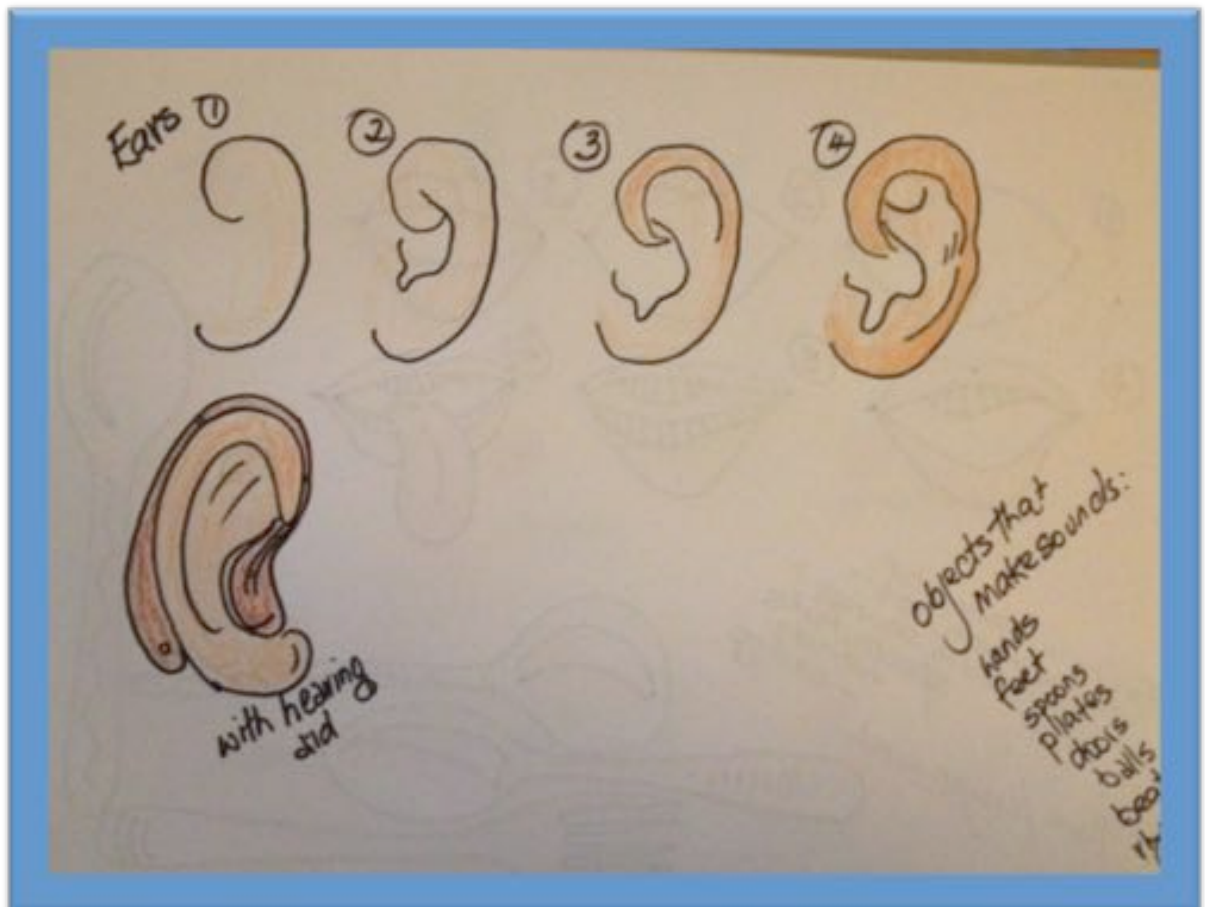
Brown wash/ green wash /blue wash then drawn fine pen:

Tissue paper collage into it.



3. Ears: Hearing: Hearing through our ears

A. Drawing ears: Look carefully at all the ears you can see. They are all different.



B. Listening activity: Listening to a variety of music or sounds :
Gentle quiet, jazz, Country, instrumental, choral, symphonic, heavy metal, grunge ,
orchestral etc.,


Soundscapes drawings.

Draw what you hear with black pens/ felt pen on colored papers.

Loud, soft, gentle, smooth, louder, escalating, crashing sounds etc.,

Responding without thought.

Eyes closed: Just listening...




Identify the lines drawn in response to particular sounds or particular music?
See if they can be linked

4. Nose: Smelling through our noses

- A. Different smells.
- B. Smelling with eyes closed.
- C. Jars with a variety of herbs/ spices with sweet, strong, smells.

Guess what each smell is??



What does the smell bring to mind??

B. Smell collage using textures: Collage: ribbons, wool, cellophane, buttons etc., Textures reflect sense of the smell experienced.



5. Tongue: Tasting:

Taste activity: Sweet, sour, crunchy, soft foods /honey sugar salt sauces etc.,

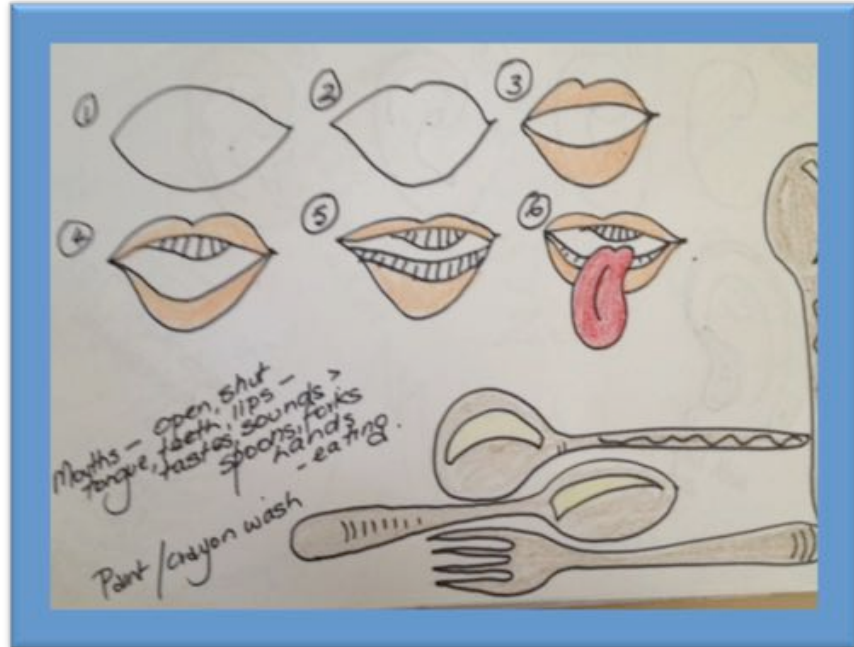
Draw mouth, teeth and tonguethen simple eating process:

Hands/spoons and Forks into mouth

Identity: Head Heart Hand

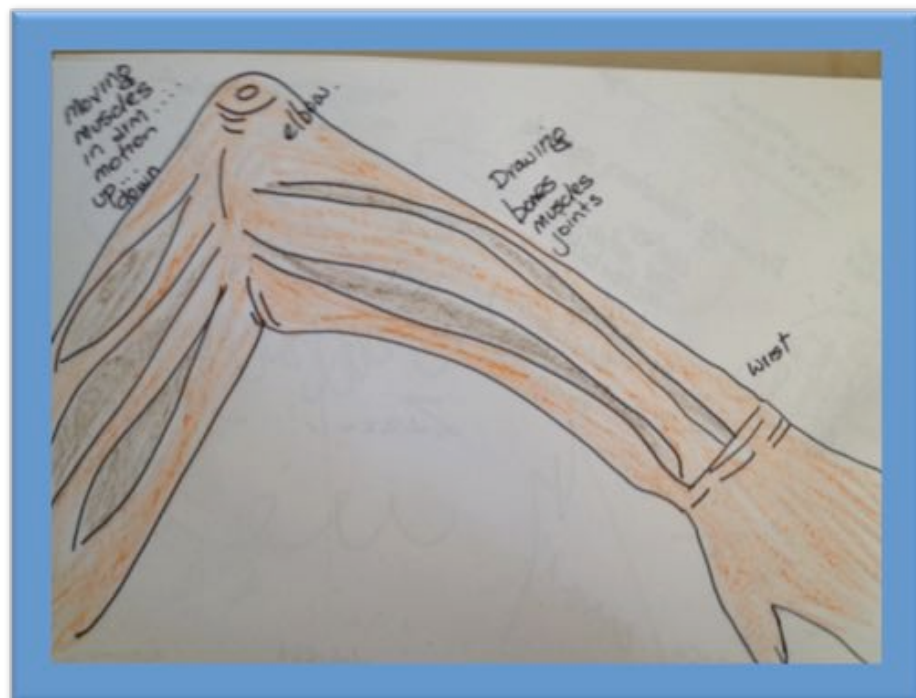
Leith Hogan Drawing to Learn: August 2016

On opposite page use thumbprint colours to indicate tastes
 Red /green /pink /white /yellow/ brown ... range etc., for each taste




Label each taste

6. Movement:



Whole body:

- A. Draw bones and muscles: Arms in detail
- B. Then movement up / down on page moving sideways etc,
- C. Move and draw... move and draw.... move and draw on large sheets of paper
- C. Pipe cleaner figures: movement



- D. Drawing stick figures into comic strip:
3 movements or 3 scenarios:
Here I am waking up in the morning.
Here I am eating my breakfast etc.,

- E. Drawing around feet and looking at shoes
Feet and shoes: Movement
These shoes are taking me on my life's journey



7. What is your name?

Name designs: lettering/ patterns on front page of scrapbook

Creating an image using letters of name....get creative.

Jack



8. Self Portraits:

Faces:

Mirrors: Looking at the face from many angles: 5 minutes

Then:

A. Draw portrait on page without looking

B. Then using mirror, draw portrait again

[10 minutes pencils erasers only] How different are the drawings?

Then

C. Collage portraits



C: Create scene in background of portrait



D: Then: Add collage portrait to scene



My facial emotions: Faces: Happy /sad /angry /joyful/ surprised/ frightened

My personality:

Silhouette of face on one side with colored paper with several silhouettes or

Identity: Head Heart Hand

Leith Hogan Drawing to Learn: August 2016

overlays to illustrate different feelings/ moods
 Felt tip pens /colored papers with different patterns.
 Building up the layers that combine to create personality .

My friendships:

A Stocking portrait of you and a friend
 Stocking faces. Sewing yourself and your friend!



This is me: Personality activities :

Name:

A. Beginning Initial of name:

Decorated on large sheet of card with ribbons connected to each of the activities below:

- B. I am: Acrostic poem
- C. I can: My 'I can' envelope: affirmations
- D. I do... Wordle online
- E. My likes and dislikes... Tiny little drawings of 4/5 likes and 4/5 dislikes. Paste them onto coloured card
- F. My personality: Phrases on colored popsticks.
- G. Creating a quilt of personal qualities using colored strips of paper
- H. Hopes and dreams: Magazine collage

Who will help me reach my potential?

Identifying helpers:

Listing them: Maybe fist of 5???

My family, my friends, my community, my school, my teachers..... ME!!

Here I am:

Identity bag:



Identity Bags

half day activity

Calico tote bags

Individual

1. Screen print bag background.
2. Create Zigzag borders around edges with black outline pen.
3. Create paper template of self then transfer drawing to calico bag.
4. Collage: Using outline create picture of self, with felt/ materials, sequins buttons ribbons etc.,







Leith.Hogan@bigpond.com

Final product: Screen printed calico bag to collect all of the parts of the 'What makes me 'Me' ? project

Then:

Family Stories:

What are the stories connected to your family?

Bringing the family in to create the family story together.

